




Date: _____
Time: _____




Date: _____
Time: _____




Date: _____
Time: _____




Date: _____
Time: _____




Date: _____
Time: _____




Date: _____
Time: _____




Date: _____
Time: _____




Date: _____
Time: _____




Date: _____
Time: _____




Date: _____
Time: _____




Date: _____
Time: _____




Date: _____
Time: _____




Date: _____
Time: _____




Date: _____
Time: _____




Date: _____
Time: _____




Date: _____
Time: _____




Date: _____
Time: _____




Date: _____
Time: _____




Date: _____
Time: _____




Date: _____
Time: _____




Date: _____
Time: _____




Date: _____
Time: _____




Date: _____
Time: _____




Date: _____
Time: _____




Date: _____
Time: _____




Date: _____
Time: _____




Date: _____
Time: _____




Date: _____
Time: _____




Date: _____
Time: _____




Date: _____
Time: _____




Date: _____
Time: _____




Date: _____
Time: _____




Date: _____
Time: _____




Date: _____
Time: _____




Date: _____
Time: _____




Date: _____
Time: _____




Date: _____
Time: _____




Date: _____
Time: _____




Date: _____
Time: _____




Date: _____
Time: _____




Date: _____
Time: _____




Date: _____
Time: _____



Date: _____
Time: _____



Date: _____
Time: _____

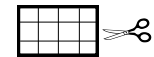


Instructions

- 1) Each day that you can, go outside and look at the Moon.
- 2) In the circle, draw what the Moon looks like to you.
- 3) Write the date and the time on the lines above your picture.

Instructions

- 4) Cut *carefully* along the lines



- 5) Stack the pictures in order by date, from the first observation to the last.



- 6) Put the cover page on the top of the stack



- 7) Staple the left edge of the stack of pictures



- 8) Flip the pages!